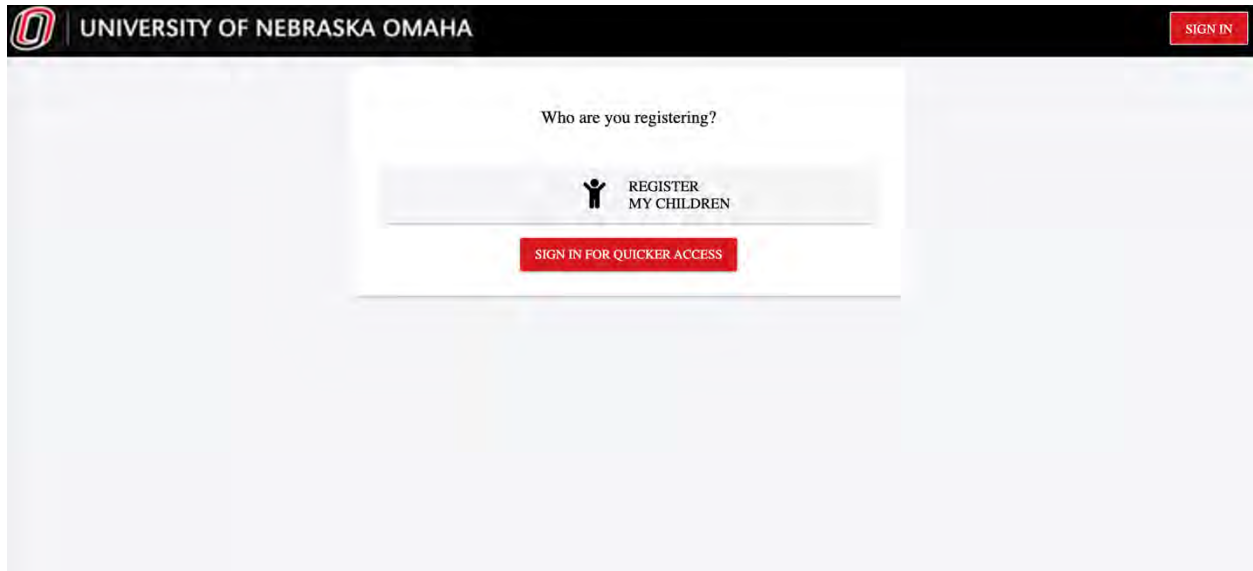


IS&T High School Internship Application Instructions

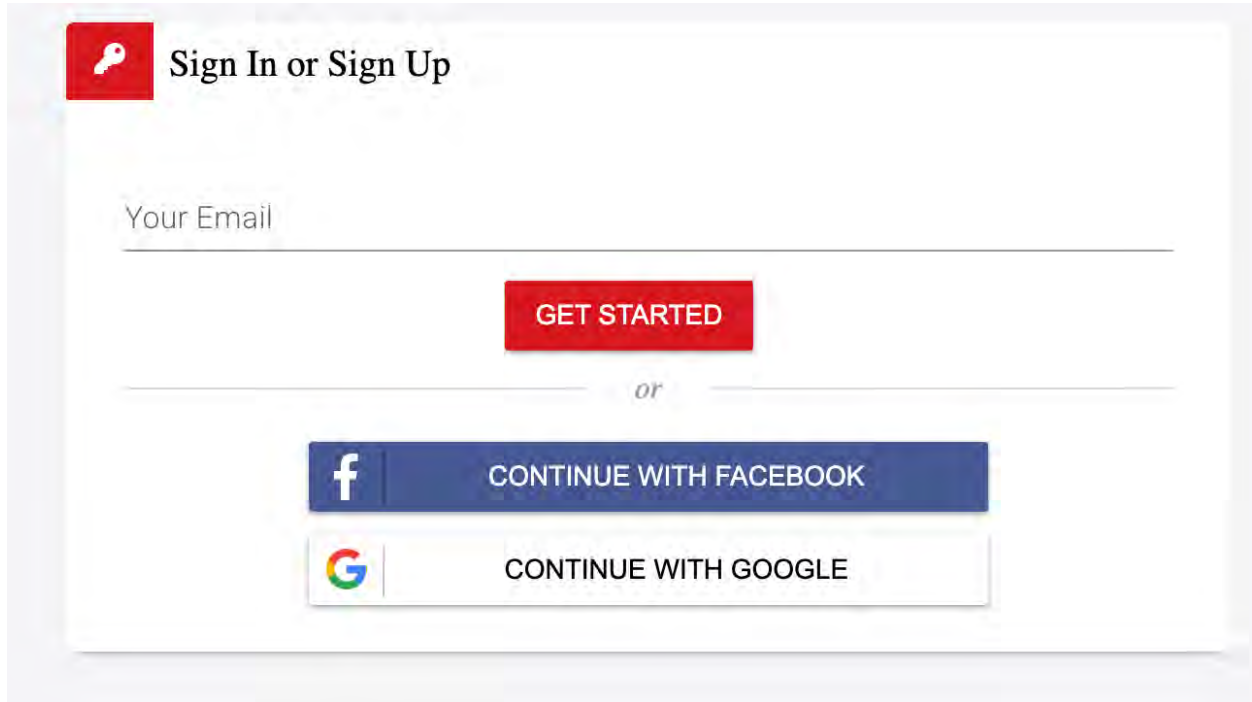
Step 1: Scan the provided QR code to access the registration page.



Step 2: Click the “SIGN IN FOR QUICKER ACCESS” button to begin registering your child.



Step 3: Enter your email and click “GET STARTED” to create an account.



The image shows a sign-in or sign-up form. At the top left, there is a red square icon with a white keyhole symbol, followed by the text "Sign In or Sign Up". Below this is a text input field labeled "Your Email". Underneath the input field is a red button with the text "GET STARTED". Below the button is a horizontal line with the word "or" centered under it. Below the line are two buttons: a blue button with the Facebook logo and the text "CONTINUE WITH FACEBOOK", and a white button with the Google logo and the text "CONTINUE WITH GOOGLE".

Step 4: Complete your account setup by entering your information and clicking “CREATE ACCOUNT.”

Sign Up

Think you may already have an account? [Go to login](#)

Your Email *

First Name *

Last Name *

Family Role *

Phone Number *

Password *

Show

Must be 7 characters long with 1 letter and 1 number.

CREATE ACCOUNT

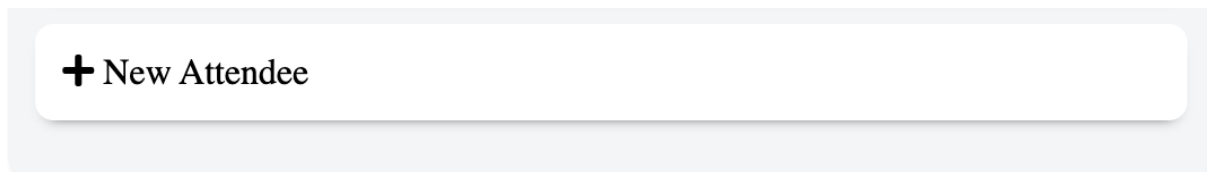
Step 5: Click “REGISTER MY CHILDREN” to proceed.



Step 6: Locate the appropriate event and click on it to register your child.



Step 7: Select “New Attendee” to continue.



Step 8: Enter your child's information and click "SAVE."

+ New Attendee

First Name *

Last Name *

Birthday *

Grade *
for School Year 2025 - 2026

CANCEL SAVE

Step 9: Complete all questions in Section One, then click "CONTINUE" to proceed.

1 Additional Questions


CONTINUE

Step 10: Click the “UPLOAD” button to submit your child's most recent high school transcript, then select “CONTINUE” to proceed.

2 Forms

★ High School Transcripts

Please submit your most recent high school transcript.

 **UPLOAD**

CONTINUE

Step 11: Complete all questions in Section Three, then click “CONTINUE” at the bottom.

3 Medical History

CONTINUE

Step 12: Ensure all three sections are complete, then click “CONTINUE TO CHECKOUT.”

College of Information Science & Technology High School Internship (Summer 2025) -
College of Information Science & Technology High School Internship (Summer 2025) -
6/4/2025



Additional Questions

[Edit](#)



Forms

[Edit](#)



Medical History

Signed By Test Test on 2/28/2025

[Edit](#)

[+ Add Another Event](#)

CONTINUE TO CHECKOUT

Step 13: Review your information, then click “CONTINUE” to finalize your application.



Summary

Juan Test

College of Information Science & Technology High School Internship (Summer 2025) - College of Information Science & Technology High School Internship (Summer 2025)

\$0.00

Due Now

\$0.00

Balance due on 6/4/2025

\$0.00

No Payment Due

CONTINUE