





Learning Management Systems





What we are going to talk about today:

1. Framework for online learning
2. Things you need for effective online learning
3. Additional tools and tips for learning management systems



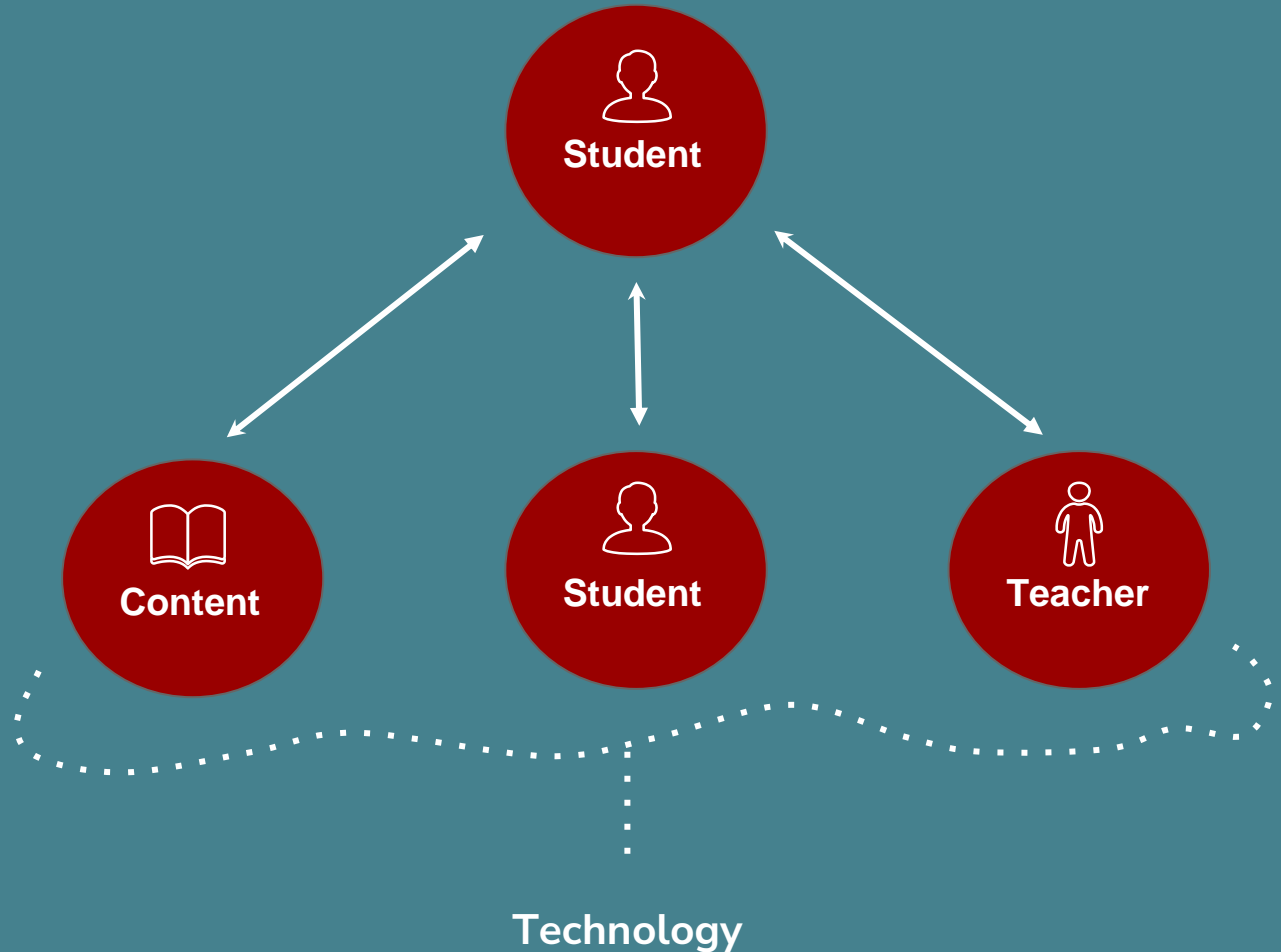
Framework


Moore's Model of Interaction (1989)

Moore's Model of Interaction

Students need to have good interactions between themselves and


- the content
- the other students
- the teacher





What you need

For effective online learning



If you want to have online learning be successful (students are engaged and learning), you need to have...

1. Clear directions
2. Clear goals
3. Strong learning activities
4. Well-designed assessments
5. Strong teacher presence
6. Feedback

Writing Clear Student Learning Objectives

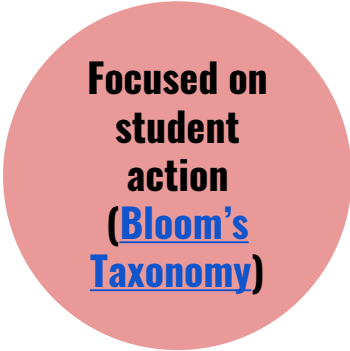
- They should be...



Measurable



Precise

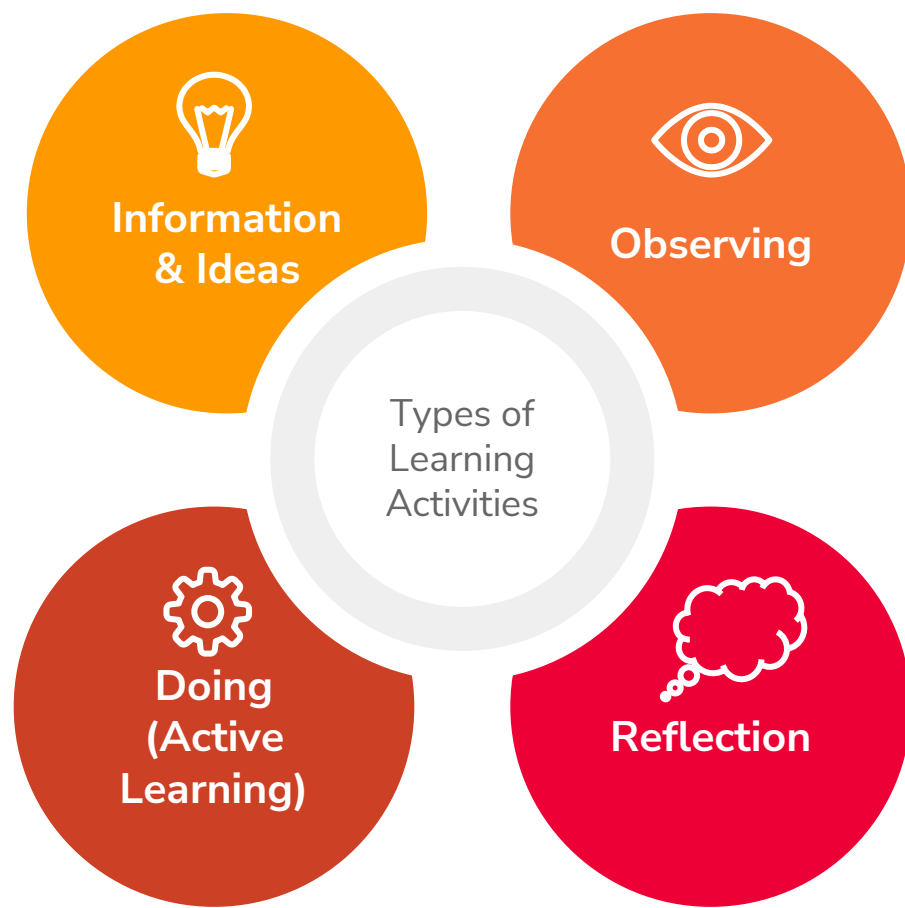


**Focused on
student
action
(Bloom's
Taxonomy)**

What's true for in-person learning is
often true for online learning!

Strong Learning Activities

- Make sure activities are **aligned** to your objectives.
- Keep Moore's Model in mind when designing activities.



One place you can get some ideas is from the Online Instructional Activities Index: <https://www.uis.edu/ion/resources/instructional-activities-index/>

Online learning requires that you have a strong teacher presence.

This is made up of your:

Social Presence (Relationships)


Teaching Presence (Content & structure)

Cognitive Presence (Reflection on learning)

Ways to establish each of these:

- Welcome videos, pages, and activities
- Organized materials and monitoring progress
- Clear directions
- Detailed & timely feedback (see next slide)
- Meetings with students
- Demonstrating caring about the student



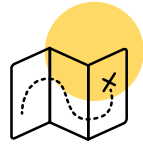


Tools

For online learning

Using Canvas for Assessments

What do you do in person that could be done online?



- Ungraded practice quizzes
- Quizzes as surveys
- Discussion boards
- Embedded tools like Quizlet
- Collaborations
- Ungraded assignments
- Video responses
- Peer Review

Formative



- Graded Assignments (papers, videos, external links, etc.)
- Quizzes
- Exams
- Discussion boards

Summative



- Discussions
- Video submissions
- Reflections on experiences
- Creating portfolios
- Self-assessments
- Group work
- Open ended questions

Authentic



- Quizzes & Exams
 - Multiple Choice
 - True/False
 - Matching
- Papers

Traditional



Giving and getting feedback using Canvas

Giving Feedback

Meaningful feedback is:

Meaningful

Specific

Immediate

Tied to the objective

Positively presented

Shared with students

Ways to provide feedback on Canvas:

Comments on documents Attached documents

Video / audio responses

Messages

Announcements

Quiz responses and comments

Rubrics

Getting Feedback

Students can give feedback on:

Pedagogy Course Design

Content Teaching Presence

Learning Experiences

*Get feedback more than once


Ways to get feedback on Canvas:

Discussions

Video submissions (ungraded assignments)

Ungraded quizzes/surveys


Messages



A few last tips

*Some things to remember about
online teaching...*

1. Make things easy to access. (multiple paths)
2. Communicate often.
3. Use video (or what your students prefer) to keep them engaged.
4. Vary your activities.
5. Be creative!
6. Listen to your students.



Let's Practice!:

1. Create an Instructure Class.
2. Add a module to your class. The title is "Week 1".
3. Add an assignment to your module.
4. Add a quiz to your module.



Thank you very much
for your time

Please contact us if you have any
questions.

- jkanderson@unomaha.edu
- awest-leclou@unomaha.edu

